

REQUEST FOR QUOTATION

Scott County Requisition No. **19615**

Submission Due Date: Monday, April 3, 2023

No Later Than: 10:00 AM

Qty	Description
	<p style="text-align: center;">SCOTT COUNTY SECONDARY ROADS DEPARTMENT</p> <p>Scott County, Iowa is requesting quotes (RFQ) for a fabric structure at the Scott County Secondary Roads Department. This structure will primarily be used for bulk storage of road salt and deicing materials. This RFQ also includes demolition and removal of an existing pole barn salt shed. Included is the existing salt shed plans and a bid bond form for reference. Location is below and if you would like to schedule a site visit please contact Elliott Pennock by email or 563-326-8640. Site location: https://goo.gl/maps/d8CSDb3oZ17rAmkX6</p> <p>Quotes are accepted by email to elliott.pennock@scottcountyiowa.gov</p>
	<p style="text-align: center;">Quotes shall be directed to Elliott Pennock Elliott.pennock@scottcountyiowa.gov</p>
	<p style="text-align: center;">Scott County does not do business with Debarred Vendors and may be verified on Sams.gov. All vendors should be registered with Sam.gov and must have a Unique Entity ID.</p>
	<p>From time to time it may be necessary to change or modify a request for purchase. If you have received this request from any other source other than direct fax or email from Scott County, it is your responsibility to check for updates and/or changes to the request. If you would like to receive automatic updates please register your company in our vendor data base by using our website, www.scottcountyiowa.gov</p>

Quote Submitted by:

*Scott County reserves the right to accept the bid from the lowest responsible bidder.

Name/Title

Company

Date

Phone

Email

Scott County may in its sole discretion make an equitable adjustment in the pricing if pricing or availability of supply is affected by extreme and unforeseen volatility in the marketplace that is by circumstances that satisfy all of the following: 1) The volatility is due to causes wholly beyond the successful bidder's control. 2) The volatility affects the marketplace or industry, not just the particular successful bidder source of supply. 3) The effect on pricing or availability of supply is substantial. 4) The volatility so affects the successful bidder that continued performance of the contract would result in a substantial loss. Any adjustment would require irrefutable evidence and written approval by the Director of Budget & Administrative Services.

RELEASED:
(SCOTT COUNTY USE ONLY)
DATE: 3/16/2023
TIME: 10:00 AM

“By virtue of statutory authority, a preference will be given to products and provisions grown and coal produced within the State of Iowa.”

SCOTT COUNTY ENGINEER'S OFFICE

950 E. Blackhawk Trail
Eldridge, Iowa 52748

(563) 326-8640
FAX – (563) 328-4173
E-MAIL - engineer@scottcountyiowa.gov
WEB SITE - www.scottcountyiowa.gov



ANGELA K. KERSTEN, P.E.
County Engineer

ELLIOTT PENNOCK, E.I.T.
Assistant County Engineer

TARA YOUNGERS
Administrative Assistant

Salt Storage-Fabric Structure RFQ

March 15, 2023

Scott County is seeking quotes for a fabric structure to be constructed at 950 East Blackhawk Trail in Eldridge, Iowa 52742. The intended use of the new structure will be for salt storage.

The scope of the work shall consist of furnishing all materials, equipment, labor and preparation necessary for the demolition, removal, and disposal of an existing 63ft-wide by 72ft-long by 16ft-sidewall height timber/pole barn salt storage structure. The scope of work shall also consist of all necessary design and construction of the fabric structure and foundation, 70-72ft-wide by 80ft-long with 10ft tall truss legs. The structure and foundation shall meet or exceed the performance criteria set forth in this RFQ.

The Contractor shall have successfully completed at least (3) similar structures and shall supply references upon request.

The Contractor shall perform all work in accordance with the manufacturer's recommendations. Contractor shall not start any site work or demolition of existing structure prior to April 24, 2023 unless otherwise approved by Scott County. The Contractor shall complete all aspects of the project no later than October 1, 2023.

Quotes are accepted by email no later than **10:00 a.m. Monday, April 3, 2023**, to elliott.pennock@scottcountyiowa.gov

Proposal guaranty may be provided by use of a "Contractor's Bid Bond". The bidder may use the form provided by Scott County. In lieu of a bid bond, a certified check, cashier's check or bank draft may be provided as a proposal guaranty in the amount of \$10,000.00. Bidder's proposal guaranty shall be attached to the bidder's proposal (email is acceptable).

All proposals must be regular in every respect. Unauthorized conditions, limitations, or provisions shall be cause for rejection. The County will consider as irregular, or non-responsive, any and all proposals that are not prepared and submitted in accordance with the proposal documents and specifications. Any proposal lacking sufficient technical literature to enable Scott County to make a reasonable determination of compliance to the specification may also be consideration for rejection. It shall be the proposer's responsibility to carefully examine each item of the specification. Failure to offer a completed proposal or failure to respond to each section of the technical specification will cause the proposal to be rejected without review as non-responsive. All variances, exceptions and/or deviations shall be fully described.

The successful bidder shall be required to submit to Scott County a suitable Performance Bond in the amount of the Contractor's quoted amount and a Certificate of Insurance naming

Scott County as an additional insured. The certificate of insurance and Performance Bond shall be submitted to the County prior to execution of the contract. Failure to execute a contract and file an acceptable performance bond and certificate of insurance within 15 days of the date of approval for awarding of the contract, as herein provided will be just and sufficient cause for the denial of the award and the forfeiture of the proposal guarantee.

Scott County reserves the right to reject any or all proposals or any part thereof, and to waive any minor technicalities. If you have any questions, please contact the Engineer's Office at 563-326-8640.

Specifications

- Upon award of this contract, the contractor shall furnish detailed drawings for all foundation and structural work stamped by a duly licensed professional engineer under the laws of the State of Iowa to verify compliance to local building codes including all applicable live loads due to wind, snow and rain. The structure and foundation shall meet or exceed the performance criteria of this specification.
- Contractor shall include all labor, materials, equipment services and transportation necessary for all aspects of this project (including existing salt shed demolition and proposed new structure).

Existing Salt Shed

- Contractor shall provide all necessary labor and equipment for the safe and efficient demolition, removal, and proper disposal of the existing salt storage structure and foundation: 63ft-wide by 72ft-long by 16ft-sidewall height. Existing structure is a timber framed pole barn, timber plank interior walls, asphalt shingle roof, and 4ft-8in deep concrete footings under all walls. Please see attached "Existing Salt Shed Plans" for reference.
- Electrical service to the existing structure will be disconnected prior to demolition. Scott County will also remove the three (3) concrete bollards prior to demolition.
- **It shall be the Contractor's responsibility to visit the site and be familiar with the existing salt shed, location of utilities, drainage, and other facilities in the construction area.**

Proposed Structure

- Proposed structure: 70-72ft-wide x 80ft-long with 10ft-tall truss legs, one open-ended building to store road salt and deicing materials. The structure shall be arch shaped in profile. The proposed structure shall be constructed in the same approximate location and orientation as the existing salt shed.
- Fully enclosed west end gable wall of proposed structure to include properly sized passive vents.
- Roof and wall surfaces: To provide for maximum compatibility with standard door, window, ventilation and other accessories and cladding systems, the structure shall be designed such that gable surfaces form flat planes.

- Provide all materials and methods necessary to fully tension and seal around openings as well as the structure perimeter for a neat and finished appearance to eliminate any loose cladding that could otherwise be damaged by flapping or abrasions.
- Structure shall provide a minimum interior vertical clearance of 31 feet to the underside of the truss, measured at the midspan. This dimension includes concrete foundation piers extending 4 feet above grade.
- All structural elements (truss framework, purlins, bearing plates and all hardware) must be Hot Dip Galvanized **POST Fabrication/Production** including the inside and out of all tubing. Failure to provide proof of this will cause the bid to be denied.
- Proposed structure must be capable of maintaining structural integrity in the event of a tear propagating in the fabric, without endangering occupants.
- Manufacturer is to provide a minimum 20-year warranty on fabric and a minimum 20-year warranty on all trusses and structural elements. Please identify if extended warranty options are available.

Foundation

- Building trusses to be mounted on contractor-supplied cast-in-place concrete pier foundations that extend four (4) feet above grade line. Backfill material (if required due to existing foundation removal/partial removal), concrete mix design, pier diameter, reinforcement placement, truss anchor detail, and depth of foundation below grade shall all be included in the foundation design by a professional engineer.

Bunker

- A two-bin bunker shall be constructed independently of the building foundation to contain the materials and shall consist of three (3) perimeter “L” walls and one (1) center divider “T” wall. Bunker wall lengths and widths shall be optimized within the proposed structure to provide maximum capacities.
- Precast concrete panels shall be 12ft tall (“T” center divider and “L” perimeter panels). Center divider panel wall will be located at the center of the overall bunker width to provide two equally sized bunkers with access from the open-ended east gable.
- The precast concrete bunker shall be supplied by bidder, set into saw cut/removed section of existing asphalt pad so that the top of the precast panel base is flush with the existing asphalt surface. See “T/L Panel Foundation Detail” below.
- Contractor shall saw cut and remove existing asphalt pavement, aggregate subbase, and existing shed’s concrete foundation to a minimum depth as specified by the professional engineer below existing grade to accept the proposed precast wall installation. All backfill material and subbase material, as specified by the professional engineer, shall be placed, compacted, and considered incidental.
- Scott County will supply, place, and compact a new asphalt fillet to match the existing asphalt surface to the top of the precast panel heel. See “T/L Panel Foundation Detail” below.
- Contractor will furnish capacity verification upon completion of project.

Quote Form

Quantity	Unit	Description	Unit Price	Total
1	LS	Existing Salt Shed Demolition, Removal, and disposal, 63ft-wide x 72ft-long x 16ft-sidewall		
1	LS	Truss Arch Fabric Structure: 70-72ft-wide x 80ft-long with 10ft truss legs, 1 End Wall Closure with Vents		
1	LS	Proposed Structure Foundation, Concrete Piers, 4ft above grade		
1	LS	12-ft Precast Concrete Panels: 3 Perimeter "L" Walls and 1 Center Divider "T" Wall		
			TOTAL	

Company

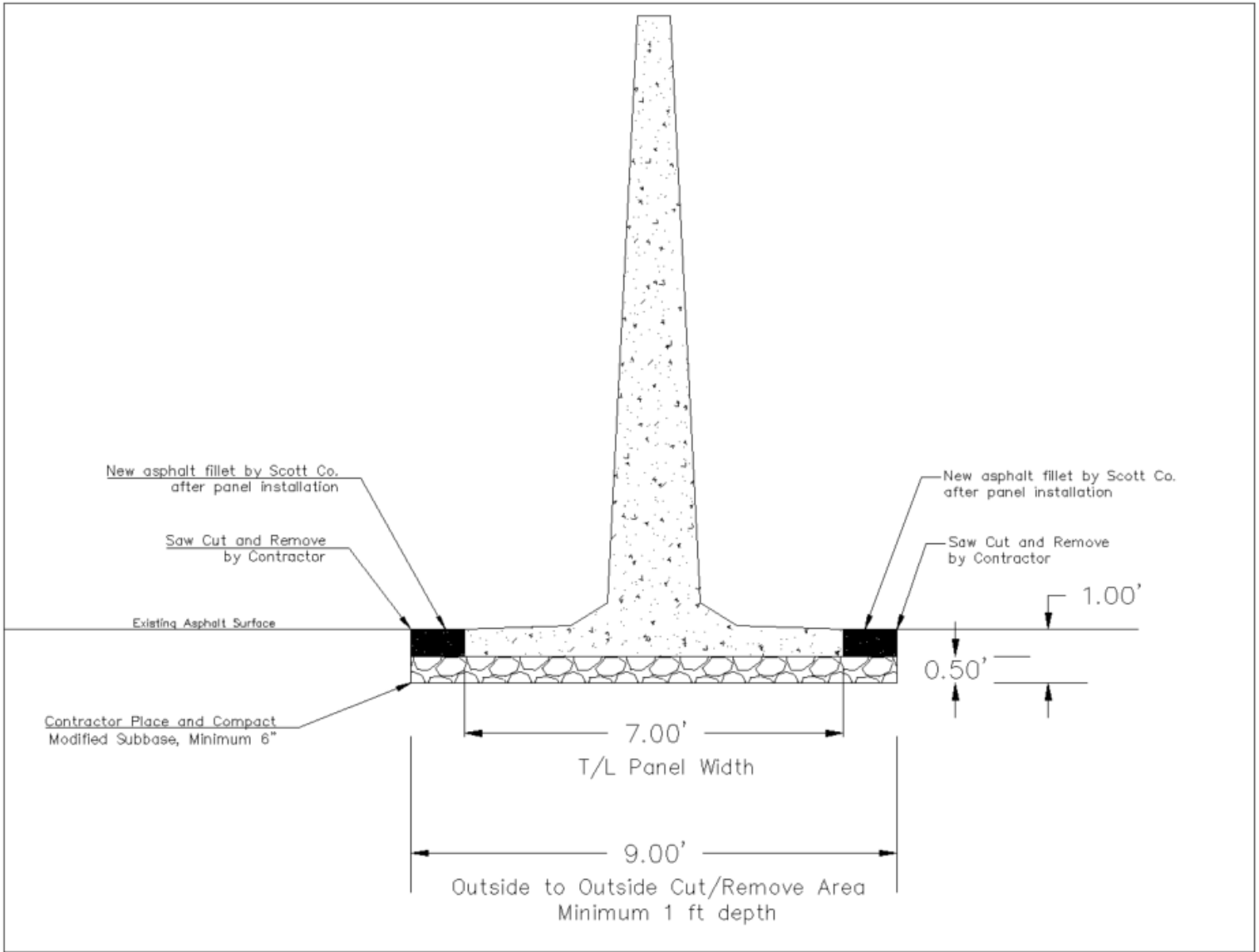
By


VARIANCES, EXCEPTIONS, and/or DEVIATIONS to Specification
(if none, write none)

Site Plan Overview.



T/L Panel Foundation Detail.





APPIER + MAROLF
+ ASSOCIATES +

ARCHITECTS AIA

600 SAFETY BUILDING
ROCK ISLAND ILLINOIS

PROJECT

**SCOTT COUNTY
SECONDARY
ROADS
MAINTENANCE
FACILITY**

ELDRIDGE, IOWA

OWNER

**SCOTT COUNTY
BOARD
OF
SUPERVISORS**

DAVENPORT, IOWA

SHEET TITLE

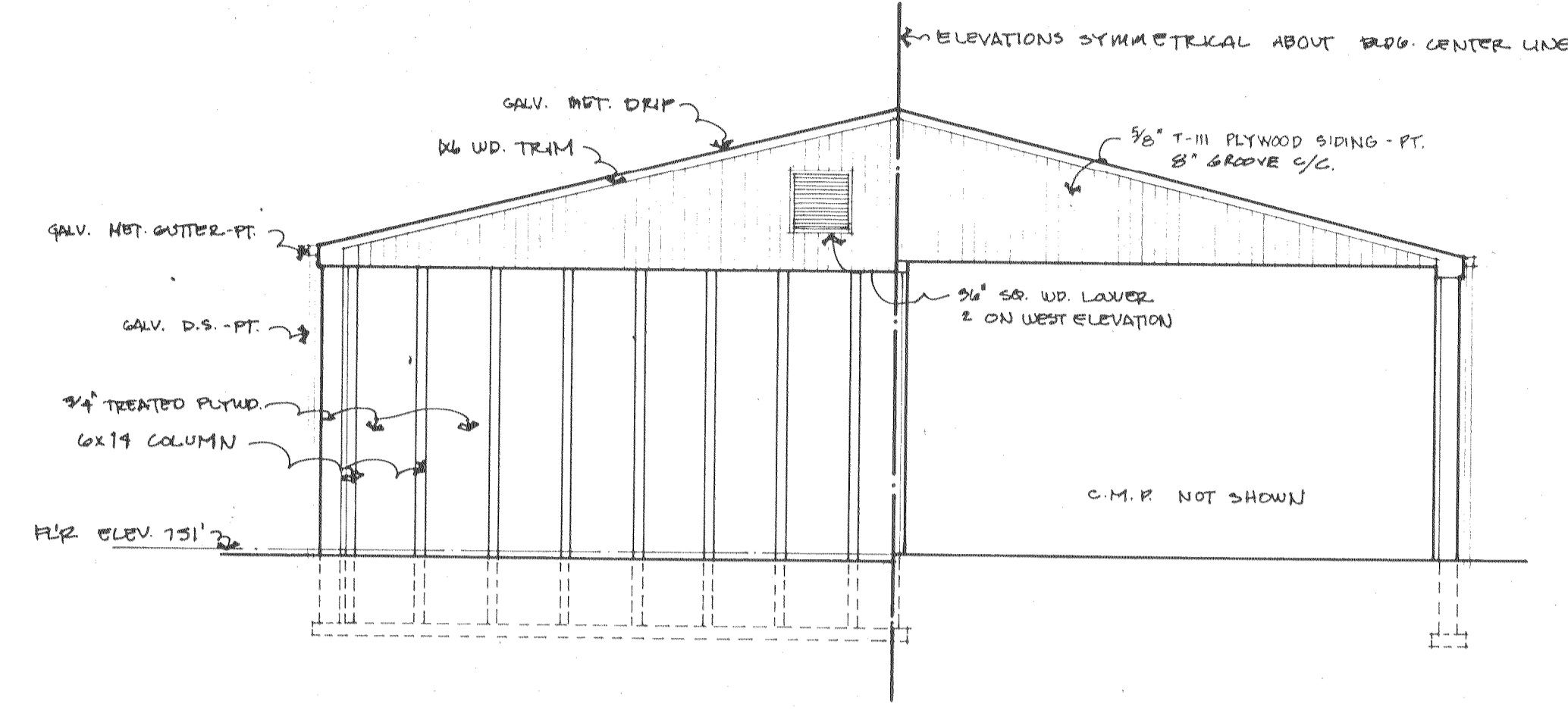
**salt storage
floor plan
elevations
sections
details**

DATE REVISED

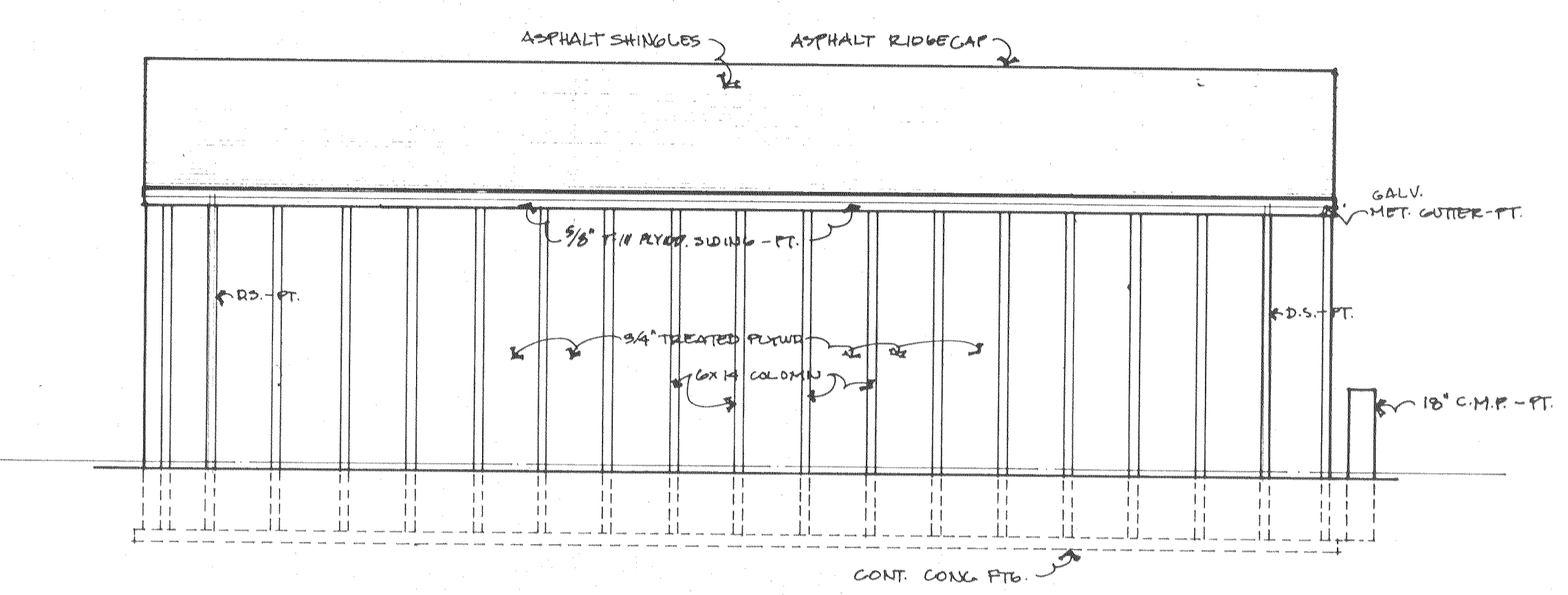
6/16/86

JOB SHEET

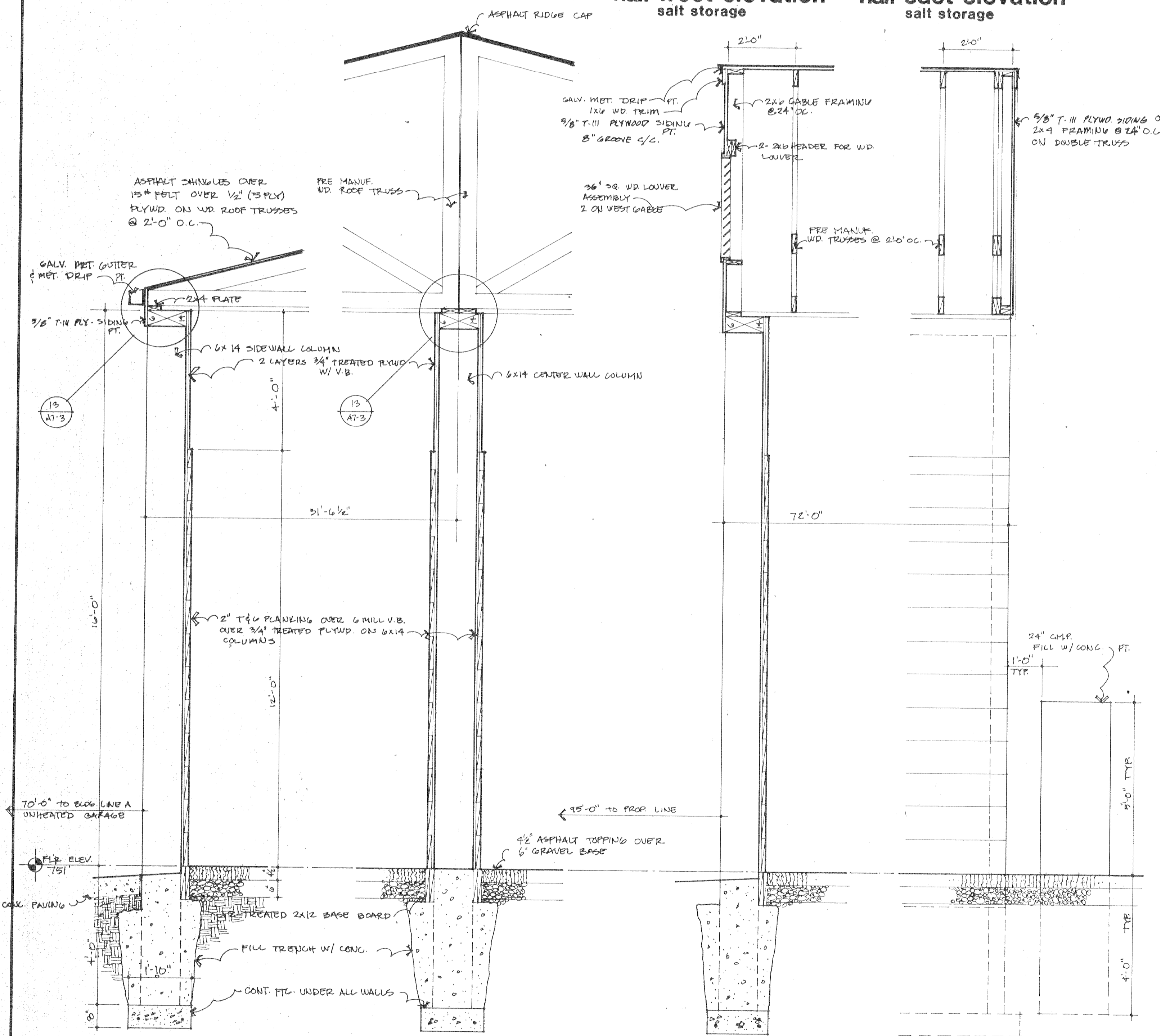
8523 A1-5



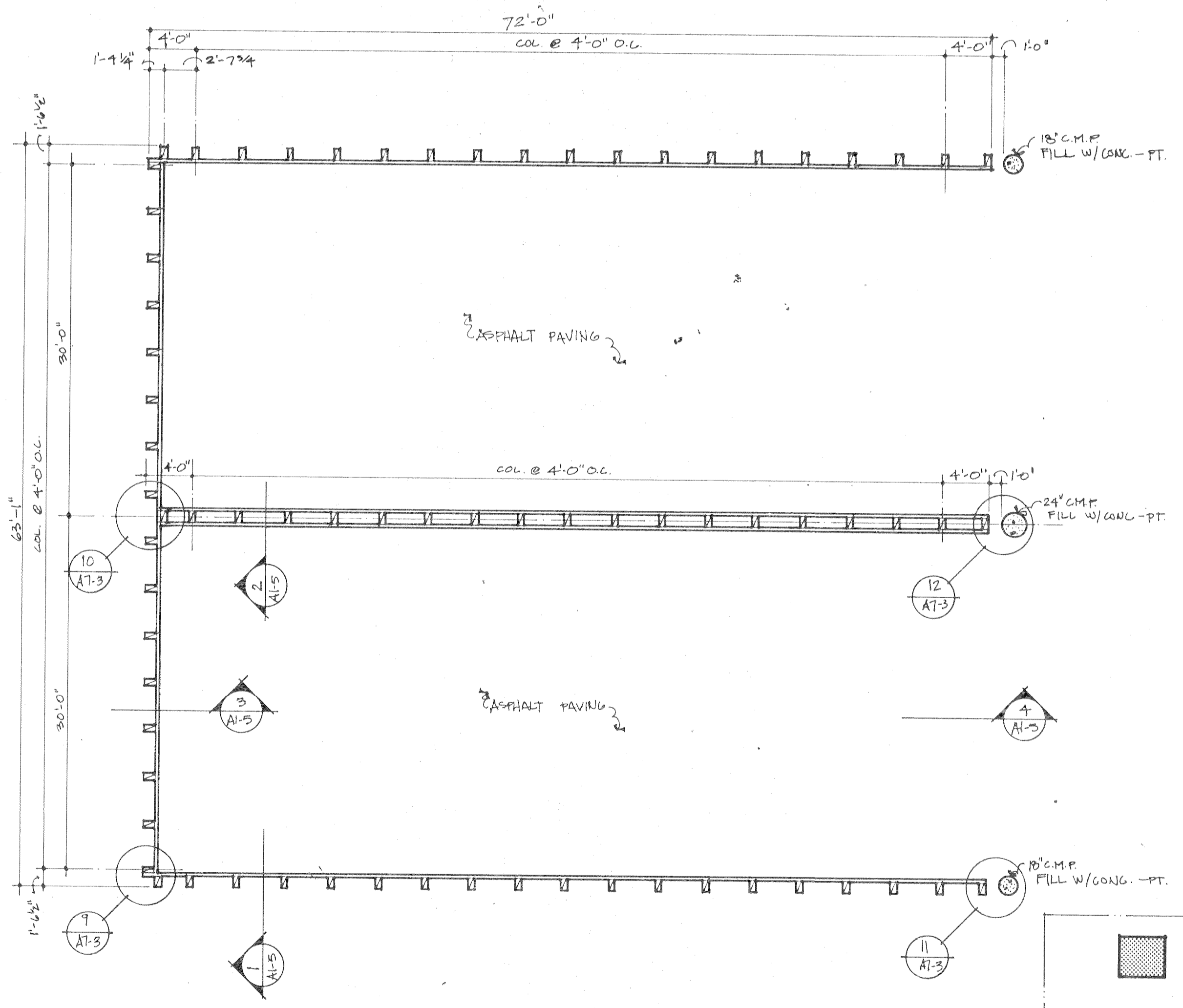
half west elevation salt storage half east elevation salt storage



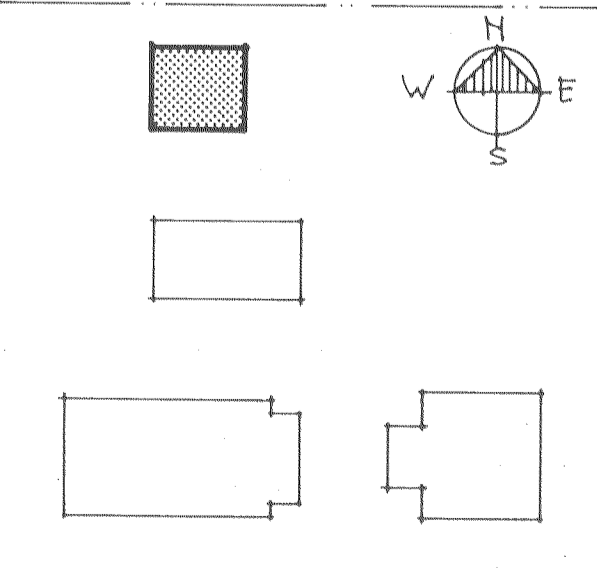
south elevation salt storage / north elev. opp. hand



1 section 2 section 3 section 4 section



floor plan salt storage



A1-5



BID BOND
(Proposal Guaranty)

Solicitation Number: _____

KNOW ALL PERSONS BY THESE PRESENTS: That we, _____
(Company Name)

_____ of _____
(City, State)

as principal, and the _____
(Surety)

of

as surely, are held and firmly bound unto the Iowa Department of Transportation and to the State of Iowa, or municipality as defined in Iowa Code 73A.1 as applicable, hereinafter defined as obligee, to the percent of the submitted lump sum price shown in the solicitation documents of the specified project, by which payment by said principal and surety bind themselves, their heirs, executors, administrators, successors, and assigns jointly and severally, firmly by these presents.

WHEREAS, the principal is herewith submitting his/her or its sealed solicitation for:

County: _____

Type of Work: _____

Solicitation Due Date: _____, 20____

NOW THEREFORE, if the said solicitation or proposal submitted by said principal be accepted, and the principal be awarded a contract with the obligee in accordance with the terms of such solicitation, and give such bond as may be specified in the solicitation or contract documents with good and sufficient surety for the faithful performance of such contract and for the prompt payment of labor and material furnished in the prosecution thereof, then this obligation shall become null and void or in the event of the failure of the principal to enter such contract and give such bond, the principal shall pay to the obligee the full amount of the bid bond, together with court costs, attorney's fees, and any other expense of recovery.

IN WITNESS WHEREOF, the principal and surety have caused these presents to be signed this
day of _____, 20____.

Principal (Company Name)

By: _____
Authorized Signature

Address

Surety

By: _____
Authorized Surety Representative